

Project:	Model:	Quantity:	Item No:
----------	--------	-----------	----------

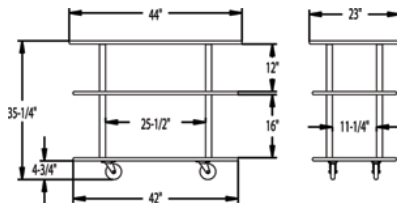


3-Shelf Open Service Carts

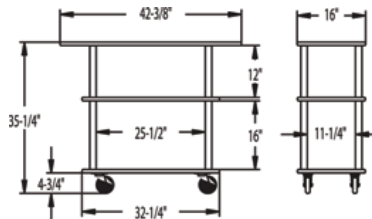
It's the elegant details that set your operation apart from the rest. These open service carts have what it takes. The furniture feel of these graceful service carts is created with an attention to detail from the curve of the top shelf to the modern styling of the swivel casters. The look and feel of the cart is created with the laminate finishes and hardware options.



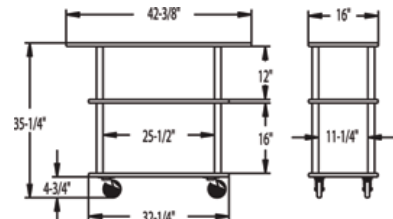
Model # 36300



Model # 36200



Model # 36100



Model	Description	W x L x H	Lower Shelves W x L	Castors	Case Lbs.	Freight Class
36300	Rounded oval shaped top and shelves	23" x 44" x 35 1/4"	15 3/4" x 32 1/4"	No Mark 4" swivel	96	125
36200	Oval shaped top and shelves	16" x 42 3/8" x 35 1/4"	15 3/4" x 32 1/4"	No Mark 4" swivel	105	125
36100	Rectangular shaped top and shelves	16" x 42 3/8" x 35 1/4"	19' x 42"	No Mark 4" swivel	100	125

Clearance from top to middle shelf is 12" and from middle to bottom shelf is 16"

1 1/2" diameter brass or powder coated legs

High impact edge molding

Laminate Finishes:



4900 West Electric Ave.
 West Milwaukee, WI 53219
 Phone- (800) 870- 2779
 Fax- (414) 902-6446
 info@genevadesignsllc.com